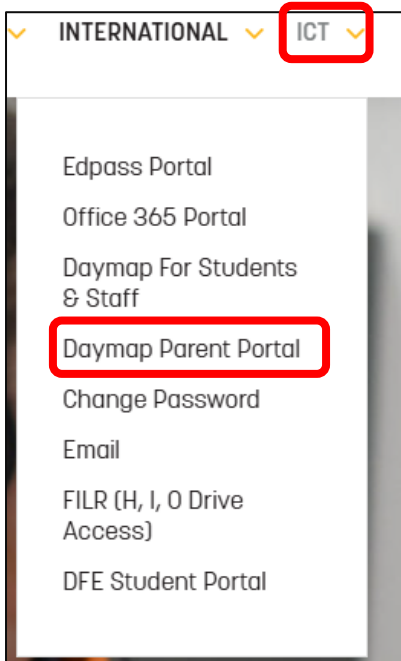




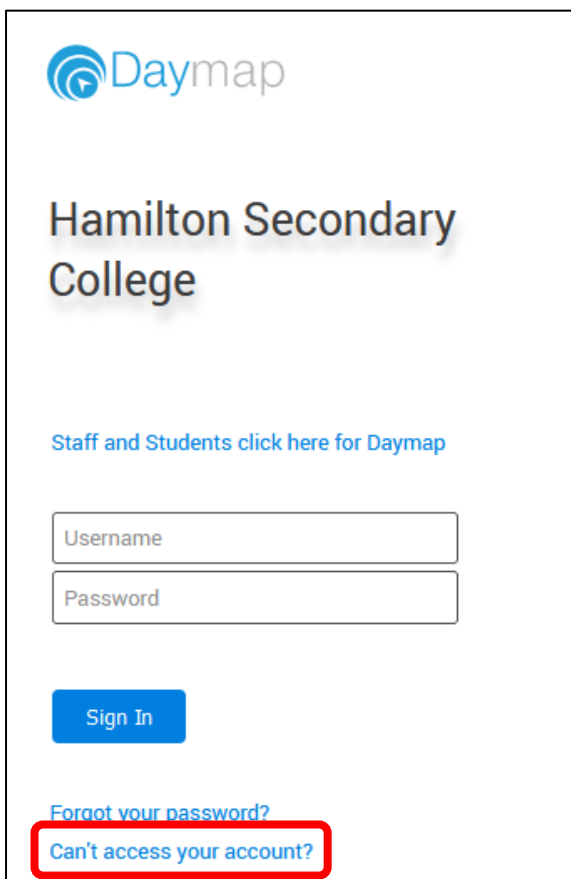
# ACCESSING THE DAYMAP PARENT PORTAL

Access to the Daymap parent portal can be requested by browsing to the Daymap parent portal using the following link: <https://hamcoll.daymap.net/daymapconnect>

This link is also available from our school's homepage by browsing to <https://www.hamcoll.sa.edu.au> and navigating to the following menu item: **ICT** → **Daymap Parent Portal**



Once the page loads, follow the **Can't access your account?** link at the bottom of the page





Enter the email address you provided to the school during your child's enrolment.

This can include when you enrolled your child into a public primary school as your parent contact details are kept the same when your child reaches Year 7 and enters high school.

Due to security reasons, you aren't informed if you enter in an invalid email. If you don't receive an email within 5 minutes of submitting it on the Daymap parent portal access request page, please try an alternative email that you may have provided during enrolment.

## Parent Password Reset

Enter the email address you have registered with the school. A link to set your password will be emailed to you.

Email

[Reset Password](#)

[Click here to log on to Daymap Connect](#)

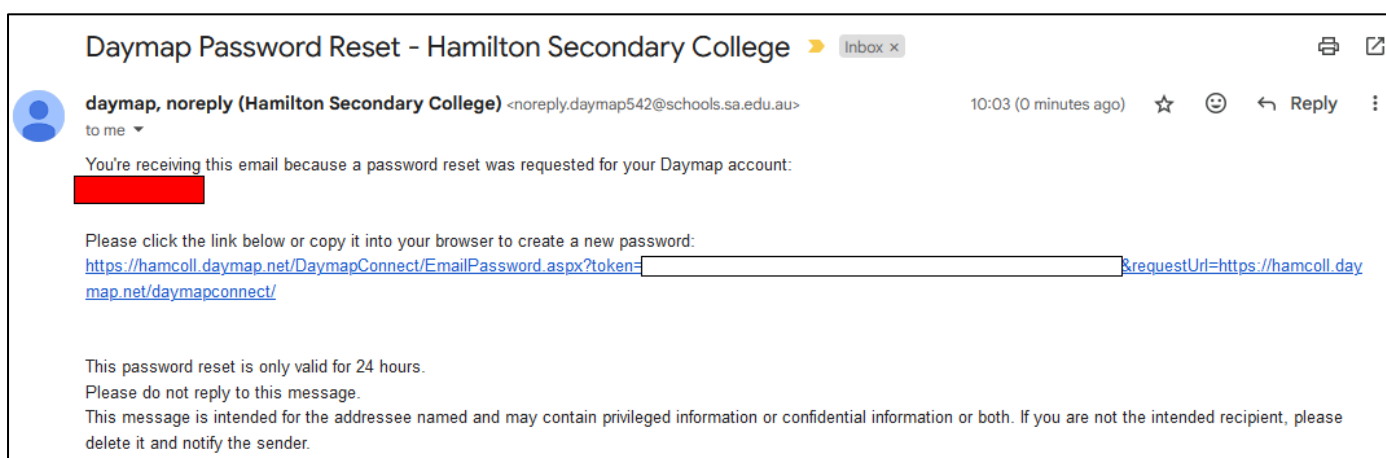
## Parent Password Reset

Password reset email sent. Please check your email for a link to set your password. If the email does not appear in your inbox in the next few minutes don't forget to check your Junk mail.

[Click here to log on to Daymap Connect](#)

If you enter the correct email address, you will receive an email within 5 minutes containing a password reset link.

The email will also include a Daymap account user code in the red-highlighted section. You're able to log in to the Daymap parent portal either with your email address or the user code (Bxxxxxxx). Your email address will be much easier to remember, so we recommend just using that as your username.



Accessing the password reset link in the email will take you to the Daymap parent portal password reset page.

You will be asked to create a password for your Daymap parent portal account. This is the password you will use going forward when logging in to the Daymap parent portal.



**HAMILTON**  
SECONDARY COLLEGE

### Parent Password Reset

Enter the password you wish to use


Password

Confirm

[Set Password](#)

[Click here to log on to Daymap Connect](#)

Upon setting your password successfully you will be automatically redirected to the Daymap parent portal login page, where you may now enter your email address (or the Bxxxx user code) as your username and your newly set password.




## Hamilton Secondary College

[Staff and Students click here for Daymap](#)

[Sign In](#)

[Forgot your password?](#)  
[Can't access your account?](#)

OR



## Hamilton Secondary College

[Staff and Students click here for Daymap](#)

[Sign In](#)

[Forgot your password?](#)  
[Can't access your account?](#)